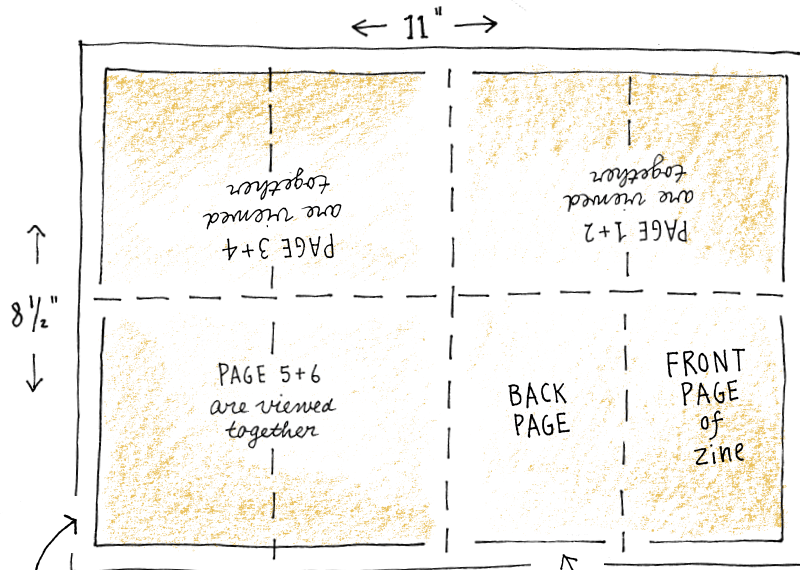


How to map an 8-page zine

ONE WAY TO BEGIN:

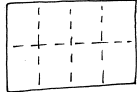
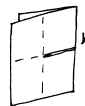
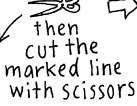
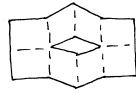

Fold an $8\frac{1}{2} \times 11$ " piece of paper into an 8-page zine.
Then make a map for your art.



Printers and photocopiers DO NOT print to the edge of the paper. So leave an approximately $\frac{1}{4}$ " blank border all around.

How to fold an 8-page zine

(or search for *How to make an 8-Page Zine* on the web)

1. Fold a piece of paper into 8 equal parts 
 2. Fold the paper in half and...  then cut the marked line with scissors 
 3. Open the paper 
 4. Then fold in half once more, squish and gather into pages, thusly 
- Voilà! The zine is complete